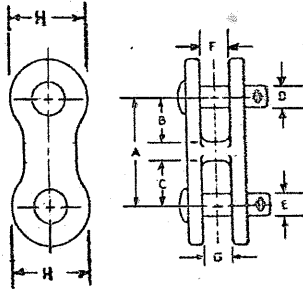
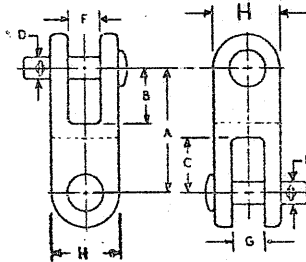


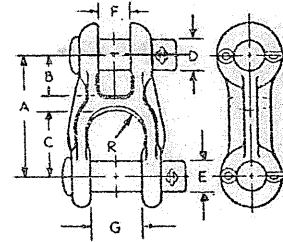
Ductile iron - hot-dip galvanized



Type CC  
Fig. 1



Type CCR  
Fig. 2



Type CCF  
Fig. 3

CATALOG NUMBER	ULTIMATE STRENGTH POUNDS	FIG. NO.	DIMENSIONS IN INCHES										WGT. LBS. PER C.
			A	B	C	D	E	F	G	H	R		
CC-66	40,000	1	4 1/2	2	2	3/4	3/4	13/16	13/16	2 1/4	-	275	
CC-55	30,000	1	3	1 3/8	1 1/8	5/8	5/8	13/16	13/16	2 3/16	-	208	
CCR-55	30,000	2	3 1/2	1 9/16	1 9/16	5/8	5/8	15/16	15/16	1 7/8	-	208	
CCR-66A	45,000	2	5 1/4	2 3/8	2 3/8	3/4	3/4	1 1/16	1 1/16	2 1/8	-	460	
CCR-77A	45,000	2	5 1/4	2 3/8	2 3/8	7/8	7/8	1	1	2 1/8	-	525	
CCF-55	20,000	3	3	1	1 5/8	5/8	5/8	11/16	1 1/8	-	5/8	198	
CC-55A	30,000	1	3 1/2	1 9/16	1 9/16	5/8	5/8	13/16	13/16	1 7/8	-	208	

FOR BOLT, NUT AND COTTER INSTEAD OF CLEVIS PIN AND COTTER, SPECIFY BY ADDING SUFFIX "-BC" TO CATALOG NUMBER.

Ductile Iron - Hot Dip Galvanized

NO.	DATE	DESCRIPTION	BY	CHKD
1	3-12-82	ADDED CC-55A & CC-66	BC	

REVISIONS

**RELIABLE/BETHEA POWER PRODUCTS INC.**  
PELHAM, ALABAMA

TYPES CC CCF & CCR  
 Clevis-Clevis

DATE: 9-4-79 SCALE: N.T.S. NO. AC-6544 R/1 SH. 1 OF 1