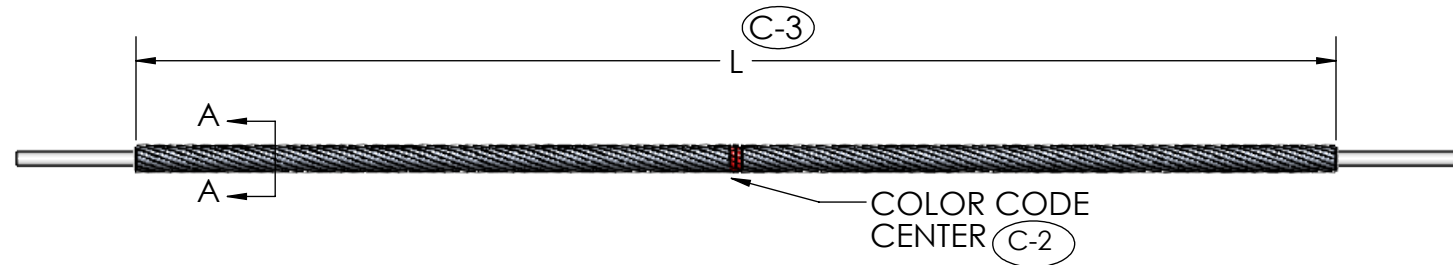
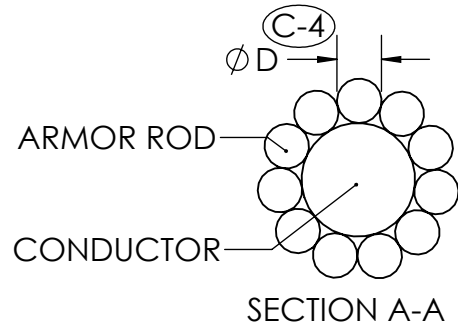


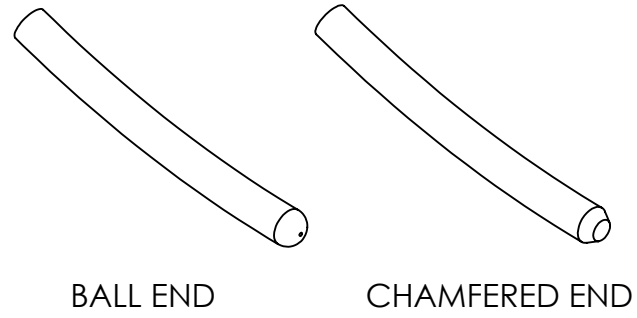
PAPER SIZE		DRAWING NUMBER	
B		2400-247	
REV	REVISED BY	REVISION DATE	ECO #
A	CJN	06-20-2014	11326
B	SJL	02-28-2021	D10147



SINGLE		CONDUCTOR RANGE		NOMINAL CONDUCTOR	ROD DIA. (D)		NO. OF RODS	END TYPE	SINGLE			DOUBLE			COLOR CODE		
MPS F#	MPS CATALOG#	MIN (IN.)	MAX (IN.)		INCH	MM			APPLIED LENGTH (L)	CARTON COUNT	UNIT WEIGHT LBS.	MPS F#	MPS CATALOG#	APPLIED LENGTH		CARTON COUNT	UNIT WEIGHT LBS.
F103402	AR-A 0.194	0.194	0.207	#6 ACSR, AAAC	0.128	3.25	7	CHAMFERED	40	150	0.35	F104711	AR-A 0.194D	52	100	0.45	BLUE
F103403	AR-A 0.208	0.208	0.219	#4 7W COMP	0.128	3.25	7	CHAMFERED	40	150	0.35	F104712	AR-A 0.208D	52	100	0.45	BLACK
F103404	AR-A 0.220	0.220	0.228	#5 ACSR, AAAC	0.128	3.25	8	CHAMFERED	40	100	0.40	F104713	AR-A 0.220D	52	100	0.51	WHITE
F103000	AR-A 0.229	0.229	0.243	#4 AAC	0.128	3.25	7	CHAMFERED	40	50	0.35	F104714	AR-A 0.229D	52	50	0.51	BROWN
F103001	AR-A 0.244	0.244	0.259	#4 ACSR, AAAC	0.144	3.66	7	CHAMFERED	40	50	0.44	F103089	AR-A 0.244D	52	50	0.58	ORANGE
F103405	AR-A 0.260	0.260	0.273	#3 AAC	0.144	3.66	7	CHAMFERED	42	100	0.47	F104715	AR-A 0.260D	54	50	0.68	GREEN
F103406	AR-A 0.274	0.274	0.289	#3 AAAC	0.144	3.66	8	CHAMFERED	42	100	0.53	F104716	AR-A 0.274D	54	50	0.76	YELLOW
F103002	AR-A 0.290	0.290	0.308	#2 AAC	0.144	3.66	8	CHAMFERED	42	50	0.53	F104717	AR-A 0.290D	54	50	0.76	PURPLE
F103003	AR-A 0.309	0.309	0.326	#2 ACSR, AAAC	0.144	3.66	9	CHAMFERED	44	50	0.63	F103090	AR-A 0.309D	56	25	0.80	RED
F103407	AR-A 0.327	0.327	0.346	#1 AAC	0.144	3.66	9	CHAMFERED	46	50	0.66	F104718	AR-A 0.327D	58	25	0.92	BLUE
F103408	AR-A 0.347	0.347	0.366	#1 ACSR, 1/0 ACSR COMP	0.144	3.66	9	CHAMFERED	50	50	0.71	F104719	AR-A 0.347D	60	25	0.98	GREEN
F103004	AR-A 0.367	0.367	0.389	1/0 AAC	0.144	3.66	10	CHAMFERED	50	25	0.79	F104720	AR-A 0.367D	62	25	1.10	BLACK
F103005	AR-A 0.390	0.390	0.413	1/0 ACSR, AAAC	0.161	4.09	9	BALL	52	25	0.92	F103091	AR-A 0.390D	64	25	1.13	YELLOW
F103006	AR-A 0.414	0.414	0.436	2/0 AAC	0.144	3.66	10	CHAMFERED	52	25	0.82	F104721	AR-A 0.414D	64	25	1.16	BROWN
F103007	AR-A 0.437	0.437	0.463	2/0 ACSR, AAAC	0.160	4.06	10	BALL	54	15	1.05	F103092	AR-A 0.437D	66	25	1.29	BLUE
F103008	AR-A 0.464	0.464	0.490	3/0 AAC	0.160	4.06	10	BALL	54	15	1.05	F104722	AR-A 0.464D	66	20	1.52	GREEN
F103009	AR-A 0.491	0.491	0.521	3/0 ACSR, AAAC	0.160	4.06	11	BALL	56	15	1.20	F103093	AR-A 0.491D	68	20	1.46	ORANGE
F103010	AR-A 0.522	0.522	0.551	4/0 AAC	0.175	4.45	11	BALL	58	15	1.50	F104723	AR-A 0.522D	70	20	1.84	BLACK
F103011	AR-A 0.552	0.552	0.585	4/0 ACSR, AAAC	0.175	4.45	11	BALL	60	15	1.55	F103094	AR-A 0.552D	72	20	1.86	RED
F103409	AR-A 0.586	0.586	0.606	266.8 AAC	0.175	4.45	12	BALL	62	25	1.74	F104724	AR-A 0.586D	74	20	2.44	BLACK
F103147	AR-A 0.607	0.607	0.630	266.8 (18/1)	0.175	4.45	12	BALL	64	25	1.80	F104725	AR-A 0.607D	76	20	2.52	PURPLE
F103410	AR-A 0.631	0.631	0.655	266.8 AAAC	0.175	4.45	12	BALL	64	25	1.80	F104726	AR-A 0.631D	76	20	2.52	YELLOW
F103411	AR-A 0.656	0.656	0.679	336.4 AAC	0.175	4.45	13	BALL	62	25	1.90	F104727	AR-A 0.656D	78	20	2.83	BROWN
F103412	AR-A 0.680	0.680	0.703	336.4 (18/1)	0.204	5.18	12	BALL	68	20	2.60	F104728	AR-A 0.680D	80	20	3.33	BLUE
F103148	AR-A 0.704	0.704	0.740	336.4 (26/7), AAAC	0.204	5.18	12	BALL	72	15	2.76	F104729	AR-A 0.704D	84	15	3.56	GREEN

- NOTES:
- CRITICAL DIMENSIONS ARE NOTED BY AN ELLIPSE DESIGNATION. REFER TO CP-0732-RI CONTROL PLANS FOR ALL CRITICAL INSPECTION REQUIREMENTS.
 - DIAMETER TOLERANCE ± 2% OF VALUE IN THE TABLE
 - LENGTH TOLERANCE ± 1.0 INCH (25.4 MM)
 - LAY DIRECTION: RIGHT HAND LAY
 - CARTON LABEL PER SPECIFICATION ES-3249
 - PRODUCT IDENTIFICATION LABEL, PER SPECIFICATION ES-3263, MUST BE ATTACHED TO THE PRODUCT
 - MATERIAL CERTIFICATION MUST SHOW: 6061 ALUMINUM ALLOY AND A MINIMUM CONDUCTIVITY OF 40% IACS AT 20° C
 - COLOR CODE: TO BE APPLIED AT THE CENTER OF THE ROD SET
 - ARMOR ROD SETS SHALL BE TAPED TOGETHER.
 - AFTER INSTALLATION, ROD ENDS SHALL BE WITHIN .750 INCH (19MM) OF EACHOTHER
 - AFTER INSTALLATION, ASSEMBLED RODS SHALL NOT BRIDGE OVER EACHOTHER

NOTE:
PAGE 1: SINGLE AND DOUBLE LENGTH, 0.194" TO 0.740"
PAGE 2: SINGLE LENGTH, 0.741" TO 1.809"
PAGE 3: EHV ARMOR RODS

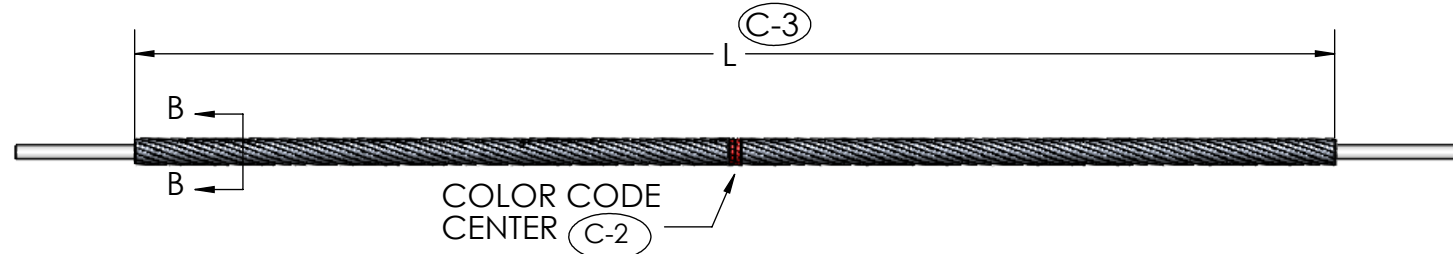
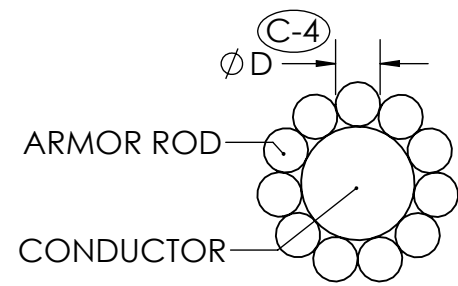


This drawing contains confidential information that is the property of MacLean Power, L.L.C. ("MacLean"). Use of MacLean's confidential information without MacLean's express written consent is strictly prohibited and may expose you to legal liability. If you believe that you received this material in error, please destroy it or return it to "MacLean Power, L.L.C., 11411 Addison Street, Franklin Park, Illinois 60131, USA."



DRAWING NUMBER: 2400-247		DO NOT SCALE DRAWING	
SHEET NAME: Sheet1		1 OF 3	
DRAWING DESCRIPTION: ARMOR RODS, ALUMINUM		DESIGN DATE:	
DRAWING SCALE:		DRAWN BY:	
		ENGINEER:	
		APPROVED:	

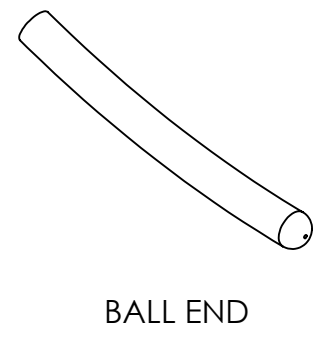
PAPER SIZE		DRAWING NUMBER	
B		2400-247	
REV	REVISED BY	REVISION DATE	ECO #
A	CJN	06-20-2014	11326
B	SJL	02-28-2021	D10147



SINGLE		CONDUCTOR RANGE		NOMINAL CONDUCTOR	ROD DIA. (D)		NO. OF RODS	END TYPE	SINGLE			COLOR CODE
MPS F#	MPS CATALOG#	MIN (IN.)	MAX (IN.)		INCH	MM			APPLIED LENGTH (L)	CARTON COUNT	UNIT WEIGHT LBS.	
F103413	AR-A 0.741	0.741	0.782	397.5 ACSR	0.204	5.18	13	BALL	72	15	2.99	ORANGE
F103149	AR-A 0.783	0.783	0.814	477 (18/1), AAC	0.252	6.40	11	BALL	76	10	4.00	PURPLE
F103414	AR-A 0.815	0.815	0.845	636 (17W) AAC/TW	0.252	6.40	11	BALL	76	10	4.07	RED
F103012	ARA477-26	0.846	0.907	477 (26/7)	0.252	6.40	12	BALL	78	5	4.48	BLUE
F103354	AR-A 0.908	0.908	0.929	636 (18/1)	0.252	6.40	13	BALL	80	5	4.98	GREEN
F103415	AR-A 0.930	0.930	0.976	605 (26/7)	0.252	6.40	13	BALL	88	5	5.56	WHITE
F103013	ARA636-26	0.977	1.016	636 (26/7)	0.310	7.87	11	BALL	92	5	7.44	YELLOW
F103416	AR-A 1.017	1.017	1.035	795 AAC	0.310	7.87	12	BALL	94	5	8.29	BROWN
F103417	AR-A 1.036	1.036	1.064	795 (36/1)	0.310	7.87	12	BALL	96	5	8.47	BLUE
F103418	AR-A 1.065	1.065	1.098	795 (54/7)	0.310	7.87	12	BALL	96	5	8.47	GREEN
F103014	ARA795-26	1.099	1.139	795 (26/7)	0.310	7.87	12	BALL	100	4	8.83	ORANGE
F103396	AR-A 1.140	1.140	1.161	954 (36/1)	0.310	7.87	13	BALL	100	5	9.56	PURPLE
F103015	ARA954-45	1.162	1.208	954 (45/7, 54/7)	0.310	7.87	13	BALL	100	4	9.56	RED
F103397	AR-A 1.209	1.209	1.269	1113 (45/7)	0.365	9.27	12	BALL	100	4	12.25	BLACK
F103398	AR-A 1.270	1.270	1.327	1192.5 (45/7)	0.365	9.27	12	BALL	100	4	12.25	WHITE
F103016	ARA1272-45	1.328	1.390	1272 (45/7)	0.365	9.27	13	BALL	100	3	13.27	YELLOW
F103419	AR-A 1.391	1.391	1.440	1431 (45/7)	0.436	11.07	11	BALL	100	3	16.01	BROWN
F103017	ARA1590-45	1.441	1.506	1590 (45/7)	0.436	11.07	12	BALL	100	2	17.46	BLUE
F103399	AR-A 1.509	1.509	1.578	1590 (54/19)	0.436	11.07	12	BALL	100	3	17.46	GREEN
F103400	AR-A 1.579	1.579	1.651	1780 (84/19)	0.436	11.07	13	BALL	100	2	18.92	ORANGE
F103420	AR-A 1.652	1.652	1.728	2034.5 (72/7)	0.436	11.07	13	BALL	100	2	18.92	PURPLE
F103401	AR-A 1.729	1.729	1.809	2156 (84/19)	0.436	11.07	14	BALL	100	2	20.37	RED

- NOTES:
- CRITICAL DIMENSIONS ARE NOTED BY AN ELLIPSE DESIGNATION. REFER TO CP-0732-RI CONTROL PLANS FOR ALL CRITICAL INSPECTION REQUIREMENTS.
 - DIAMETER TOLERANCE ± 2% OF VALUE IN THE TABLE
 - LENGTH TOLERANCE ± 1.0 INCH (25.4 MM)
 - LAY DIRECTION: RIGHT HAND LAY
 - PRODUCT IDENTIFICATION LABEL, PER SPECIFICATION ES-3263, MUST BE ATTACHED TO THE PRODUCT
 - CARTON LABEL PER SPECIFICATION ES-3249
 - MATERIAL CERTIFICATION MUST SHOW: 6061 ALUMINUM ALLOY AND A MINIMUM CONDUCTIVITY OF 40% IACS AT 20° C
 - COLOR CODE: TO BE APPLIED AT THE CENTER OF THE ROD SET
 - ARMOR ROD SETS SHALL BE TAPED TOGETHER.
 - AFTER INSTALLATION, ROD ENDS SHALL BE WITHIN .750 INCH (19MM) OF EACH OTHER
 - AFTER INSTALLATION, ASSEMBLED RODS SHALL NOT BRIDGE OVER EACH OTHER

NOTE:
PAGE 1: SINGLE AND DOUBLE LENGTH, 0.194" TO 0.740"
PAGE 2: SINGLE LENGTH, 0.741" TO 1.809"
PAGE 3: EHV ARMOR RODS

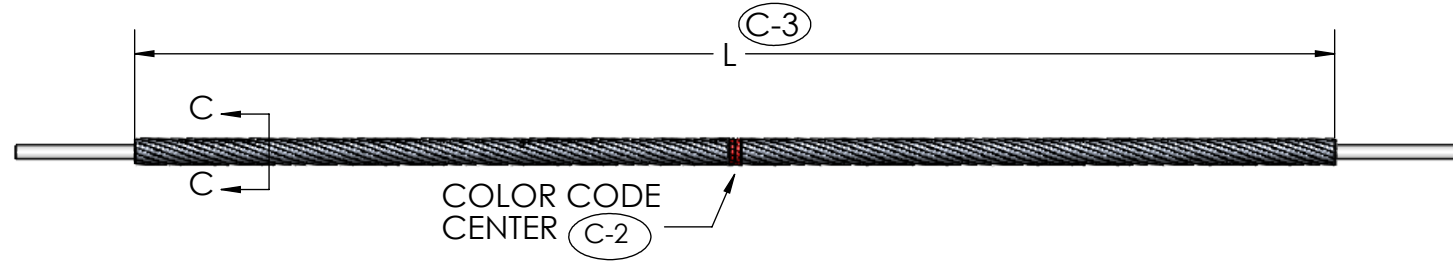
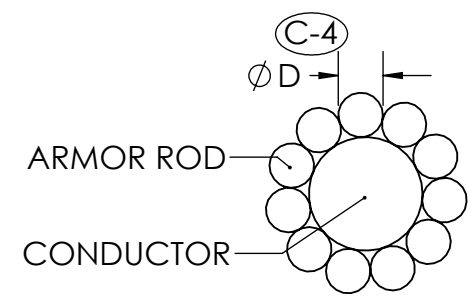


This drawing contains confidential information that is the property of MacLean Power, L.L.C. ("MacLean"). Use of MacLean's confidential information without MacLean's express written consent is strictly prohibited and may expose you to legal liability. If you believe that you received this material in error, please destroy it or return it to "MacLean Power, L.L.C., 11411 Addison Street, Franklin Park, Illinois 60131, USA."

11411 ADDISON STREET FRANKLIN PARK, IL. 60131
TEL. (847) 455-0014 FAX: (847) 455-0029

DRAWING NUMBER: 2400-247		DO NOT SCALE DRAWING
SHEET NAME: Sheet2	2 OF 3	CAD GENERATED DRAWING DO NOT MANUALLY UPDATE
DRAWING DESCRIPTION: ARMOR RODS, ALUMINUM		DESIGN DATE:
DRAWING SCALE:		DRAWN BY:
		ENGINEER:
		APPROVED:

PAPER SIZE		DRAWING NUMBER	
B		2400-247	
REV	REVISED BY	REVISION DATE	ECO #
A	CJN	06-20-2014	11326
B	SJL	02-28-2021	D10147



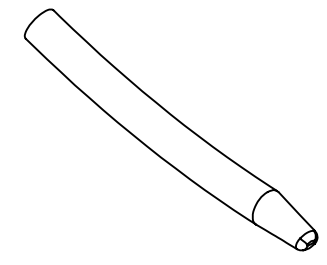
SINGLE		CONDUCTOR RANGE		NOMINAL CONDUCTOR	ROD DIA. (D)		NO. OF RODS	END TYPE	SINGLE			COLOR CODE
MPS F#	MPS CATALOG#	MIN (IN.)	MAX (IN.)		INCH	MM			APPLIED LENGTH (L)	CARTON COUNT	UNIT WEIGHT LBS.	
F103426	ARA636-26-EHV	0.977	1.016	636 (26/7)	0.310	7.87	11	PARROT BILL	92	5	7.44	YELLOW
F103427	AR-A 1.017-EHV	1.017	1.035	795 AAC	0.310	7.87	12	PARROT BILL	94	5	8.29	BROWN
F103428	AR-A 1.036-EHV	1.036	1.064	795 (36/1)	0.310	7.87	12	PARROT BILL	96	5	8.47	BLUE
F103429	AR-A 1.065-EHV	1.065	1.098	795 (54/7)	0.310	7.87	12	PARROT BILL	96	5	8.47	GREEN
F103145	ARA795-26-EHV	1.099	1.139	795 (26/7)	0.310	7.87	12	PARROT BILL	100	5	8.83	ORANGE
F103430	AR-A 1.140-EHV	1.140	1.161	954 (36/1)	0.310	7.87	13	PARROT BILL	100	5	9.56	PURPLE
F103054	ARA954-45-EHV	1.162	1.208	954 (45/7, 54/7)	0.310	7.87	13	PARROT BILL	100	4	9.56	RED
F103431	AR-A 1.209-EHV	1.209	1.269	1113 (45/7)	0.365	9.27	12	PARROT BILL	100	3	12.25	BLACK
F103432	AR-A 1.270-EHV	1.270	1.327	1192.5 (45/7)	0.365	9.27	12	PARROT BILL	100	3	12.25	WHITE
F103055	ARA1272-45-EHV	1.328	1.390	1272 (45/7)	0.365	9.27	13	PARROT BILL	100	3	13.27	YELLOW
F103433	AR-A 1.391-EHV	1.391	1.440	1431 (45/7)	0.436	11.07	11	PARROT BILL	100	3	16.01	BROWN
F103056	ARA1590-45-EHV	1.441	1.508	1590 (45/7)	0.436	11.07	12	PARROT BILL	100	2	17.46	BLUE
F103434	AR-A 1.509-EHV	1.509	1.578	1590 (54/19)	0.436	11.07	12	PARROT BILL	100	3	17.46	GREEN
F103435	AR-A 1.579-EHV	1.579	1.651	1780 (84/19)	0.436	11.07	13	PARROT BILL	100	1	18.92	ORANGE
F103436	AR-A 1.652-EHV	1.652	1.728	2034.5 (72/7)	0.436	11.07	13	PARROT BILL	100	1	18.93	PURPLE
F103437	AR-A 1.729-EHV	1.729	1.809	2156 (84/19)	0.436	11.07	14	PARROT BILL	100	1	20.37	RED

NOTES:

- CRITICAL DIMENSIONS ARE NOTED BY AN ELLIPSE DESIGNATION. REFER TO CP-0732-RI CONTROL PLANS FOR ALL CRITICAL INSPECTION REQUIREMENTS.
- DIAMETER TOLERANCE ± 2% OF VALUE IN THE TABLE
- LENGTH TOLERANCE ± 1.0 INCH (25.4 MM)
- LAY DIRECTION: RIGHT HAND LAY
- CARTON LABEL PER SPECIFICATION ES-3249
- PRODUCT IDENTIFICATION LABEL, PER SPECIFICATION ES-3263, MUST BE ATTACHED TO THE PRODUCT
- MATERIAL CERTIFICATION MUST SHOW: 6061 ALUMINUM ALLOY AND A MINIMUM CONDUCTIVITY OF 40% IACS AT 20° C
- COLOR CODE: TO BE APPLIED AT THE CENTER OF THE ROD SET
- ARMOR ROD SETS SHALL BE TAPED TOGETHER.
- AFTER INSTALLATION, ROD ENDS SHALL BE WITHIN .750 INCH (19MM) OF EACH OTHER
- AFTER INSTALLATION, ASSEMBLED RODS SHALL NOT BRIDGE OVER EACH OTHER

NOTE:

PAGE 1: SINGLE AND DOUBLE LENGTH: 0.194" TO 0.740"
PAGE 2: SINGLE LENGTH: 0.741" TO 1.809"
PAGE 3: EHV ARMOR RODS



PARROT BILL END

This drawing contains confidential information that is the property of MacLean Power, L.L.C. ("MacLean"). Use of MacLean's confidential information without MacLean's express written consent is strictly prohibited and may expose you to legal liability. If you believe that you received this material in error, please destroy it or return it to "MacLean Power, L.L.C., 11411 Addison Street, Franklin Park, Illinois 60131, USA."

11411 ADDISON STREET FRANKLIN PARK, IL. 60131
TEL. (847) 455-0014 FAX: (847) 455-0029

DRAWING NUMBER: 2400-247		DO NOT SCALE DRAWING
SHEET NAME: Sheet3	3 OF 3	CAD GENERATED DRAWING DO NOT MANUALLY UPDATE
DRAWING DESCRIPTION: ARMOR RODS, ALUMINUM		DESIGN DATE:
DRAWING SCALE:		DRAWN BY:
		ENGINEER:
		APPROVED: