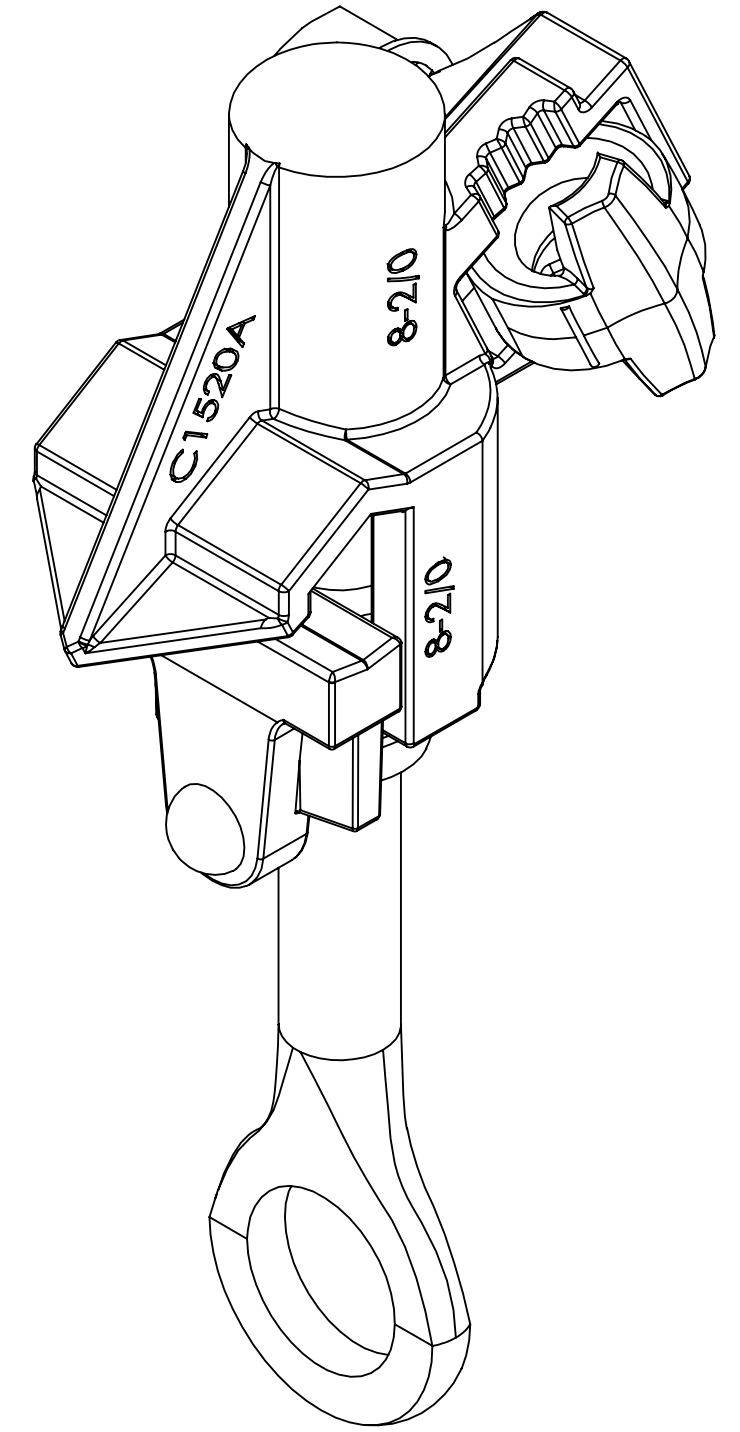
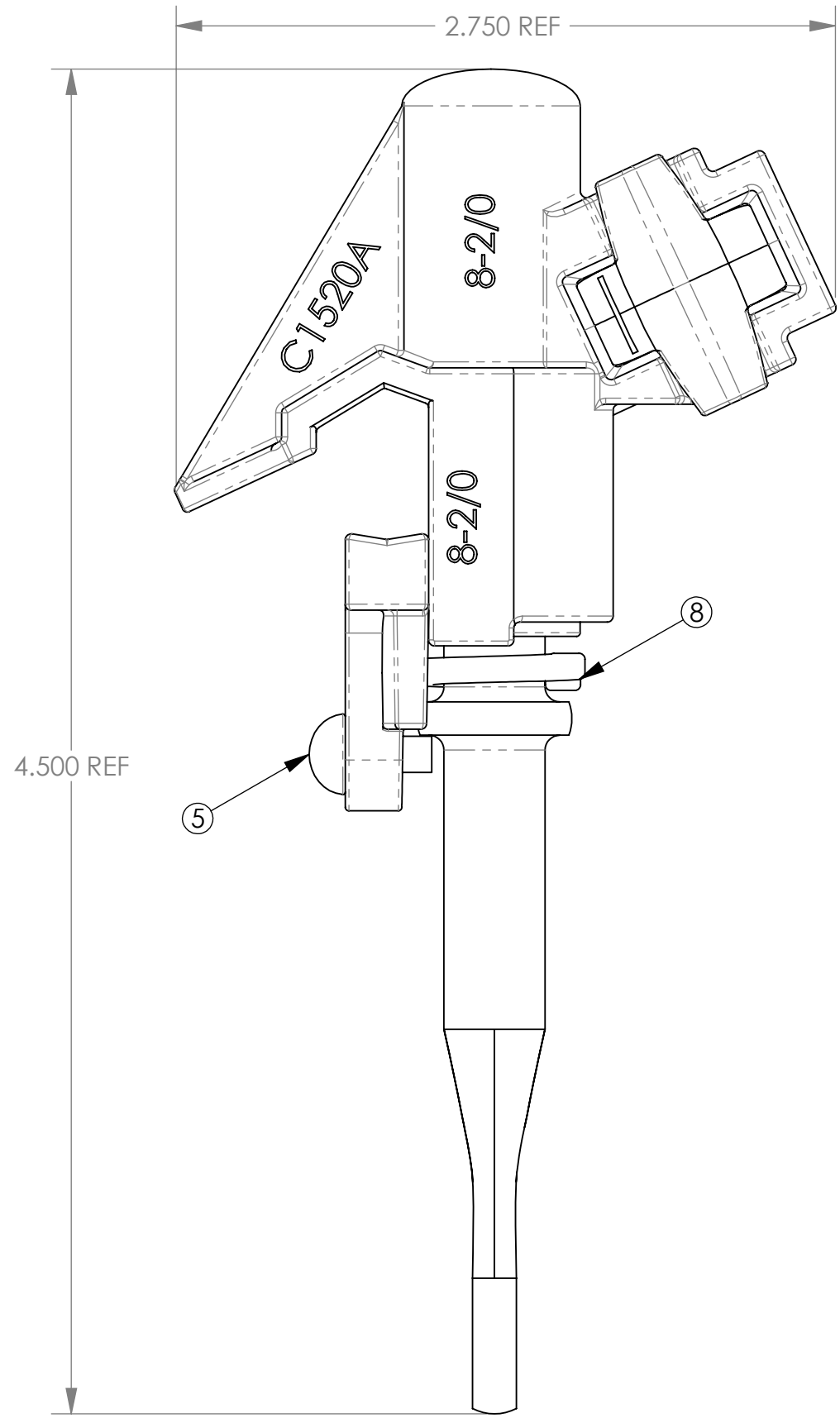
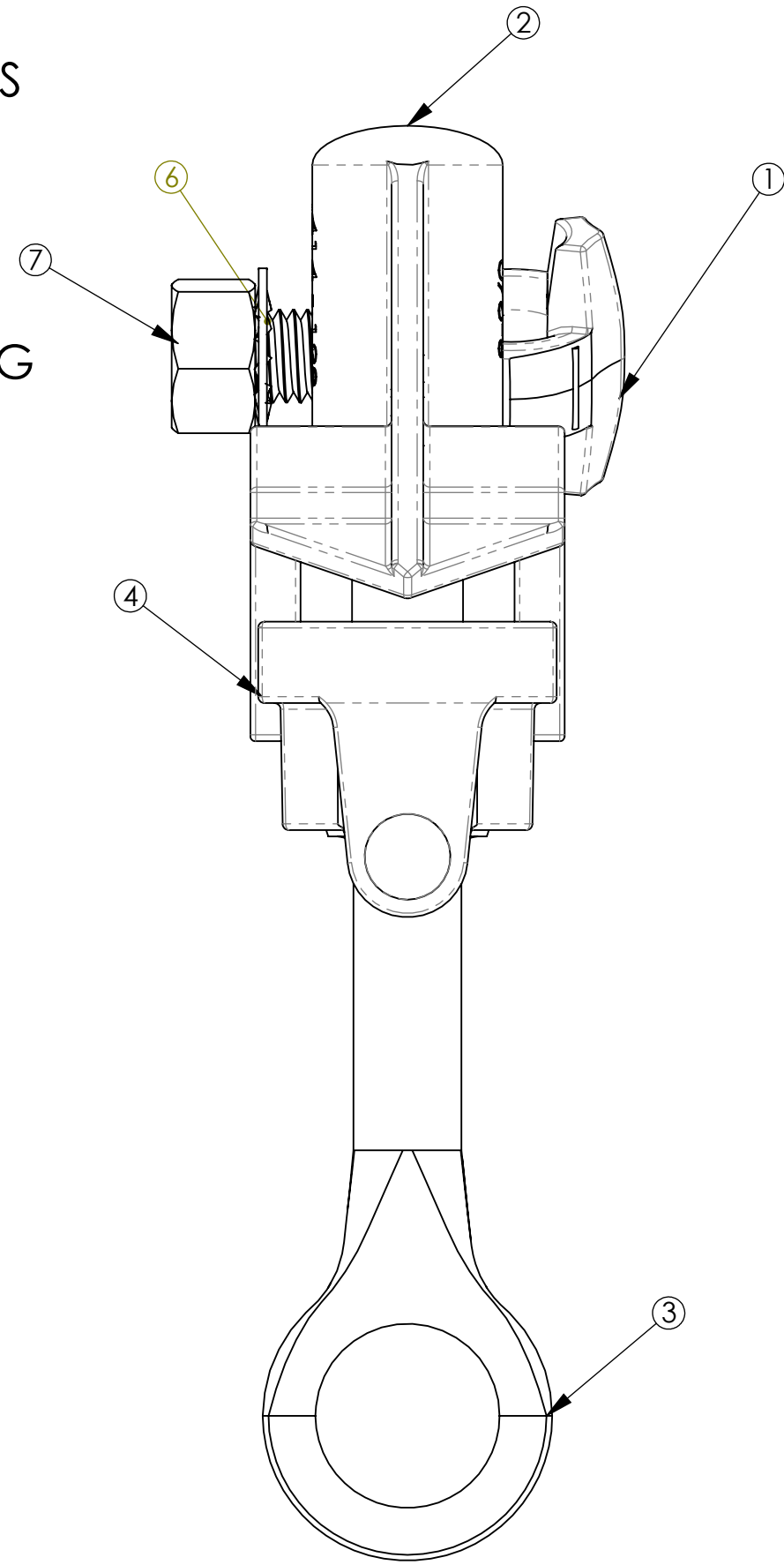


PAPER SIZE		DRAWING NUMBER	
<b>C</b>		<b>GD-C1520AP</b>	
REV	REVISED BY:	REVISION DATE	ECO #
A	ACJ	06-12-2015	11840
B	JAA	09-21-2015	12004
C	CAN	01-23-2017	D8473
D	CAN	02-01-2019	D9044
E	SJL	10-09-2019	D9575

CATALOG NUMBER	CONNECTION TYPE		RUN			TAP			TAP NUT
	RUN	TAP	DIAMETER	MAX	MIN	DIAMETER	MAX	MIN	
C 1520AP	AL	AL/CU	.128"-.414"	2/0 STR	#8 SOL	.128"-.414"	2/0 STR	#8 SOL	9/16"

ITEM NUMBER	1	2	3	4	5	6	7	8
PART DESCRIPTION	TAP BOLT	BODY	EYESCREW	JAW	RIVET	TAPLOCK WASHER	NUT	RUN LOCKWASHER
MATERIAL	BRONZE ALLOY TIN PLATED	ALUMINUM ALLOY TIN PLATED	STAINLESS STEEL	ALUMINUM ALLOY TIN PLATED	STAINLESS STEEL	STAINLESS STEEL	STAINLESS STEEL	STAINLESS STEEL

- NOTES:  
 1) RECOMMENDED TORQUE LEVELS  
 RUN: 240 IN-LBS.  
 TAP: 240 IN-LBS.  
 2) STANDARD PACK: 25 PCS  
 3) ADD SUFFIX "-9" FOR PACKAGING WITH INHIBITOR.



USE OR REPRODUCTION OF THIS DRAWING FOR THE PURPOSE OF MANUFACTURING THIS ARTICLE OR ARTICLES SHOWN OR ANY OTHER PURPOSE IS STRICTLY PROHIBITED EXCEPT ON WRITTEN PERMISSION \*\*MACLEAN POWER SYSTEMS\*\*



WWW.MACLEANPOWER.COM

DRAWING NUMBER: <b>GD-C1520AP</b>	DO NOT SCALE DRAWING
SHEET NAME: <b>C-1520AP</b>	CAD GENERATED DRAWING DO NOT MANUALLY UPDATE
DRAWING DESCRIPTION: C-1520AP ASSEMBLY	DESIGN DATE: <b>05-22-02</b>
DRAWING SCALE: NTS	DRAWN BY: JLD
	ENGINEER: DDD
	APPROVED: DAD