

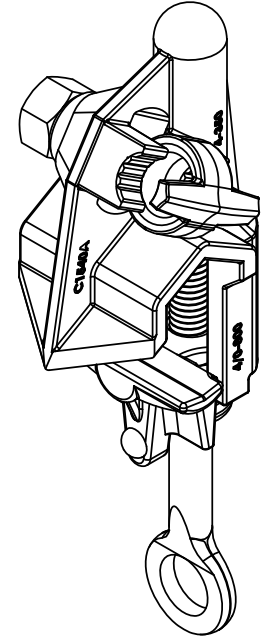
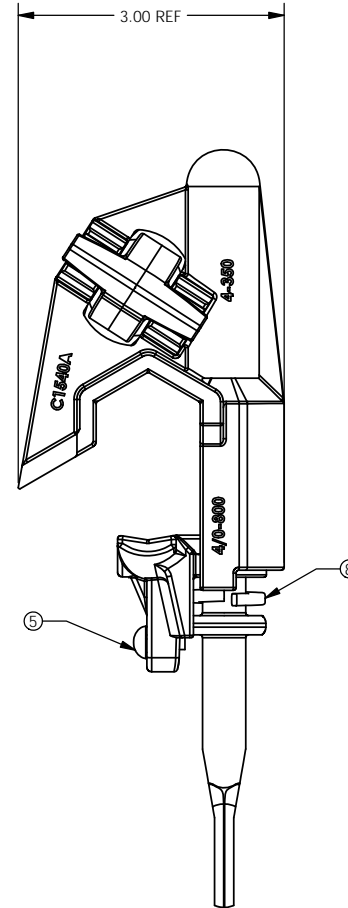
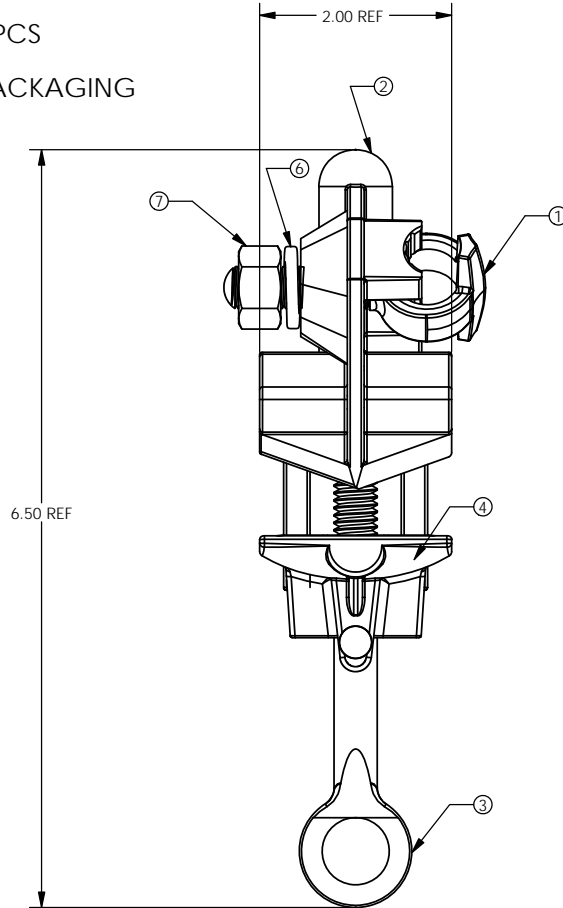
CATALOG NUMBER	CONNECTION TYPE		RUN			TAP			TAP NUT
	RUN	TAP	DIAMETER	MAX	MIN	DIAMETER	MAX	MIN	
C 1540A-9	AL	AL/CU	502"-1.031"	800 MCM	4/0 ACSR	.198"-.703"	350 MCM	#4 SOL	3/4"

PAPER SIZE		DRAWING NUMBER		
C		GD-C1540A-9		
REV	REVISED BY:	REVISION DATE	ECO #	
A	MTT	06-28-19	D9557	

PART DESCRIPTION	TAP BOLT	BODY	EYESCREW	JAW	RIVET	TAP LOCKWASHER	NUT	RUN LOCKWASHER
MATERIAL	BRONZE ALLOY	ALUMINUM ALLOY	STAINLESS STEEL	ALUMINUM ALLOY	STAINLESS STEEL	STAINLESS STEEL	STAINLESS STEEL	STAINLESS STEEL

NOTES:  
 1) RECOMMENDED TORQUE LEVELS  
 RUN: 360 IN-LBS.  
 TAP: 360 IN-LBS.

2) STANDARD PACK: 25 PCS  
 3) ADD SUFFIX "-9" FOR PACKAGING WITH INHIBITOR.



USE OR REPRODUCTION OF THIS DRAWING FOR THE PURPOSE OF MANUFACTURING THIS ARTICLE OR ARTICLES SHOWN OR ANY OTHER PURPOSE IS STRICTLY PROHIBITED EXCEPT ON WRITTEN PERMISSION \*\*MACLEAN POWER SYSTEMS\*\*

UNLESS OTHERWISE SPECIFIED DIMENSIONS ARE IN:	
INCHES	
TOLERANCES ARE:	
XX	±
XXX	±
X/XX	±
ANGLES	± °

**MACLEAN POWER SYSTEMS**  
 RELIABLE POWER PRODUCTS  
 11411 ADDISON STREET  
 FRANKLIN PARK, IL. 60131  
 TEL. (847) 455-0014 FAX: (847) 455-0029

DRAWING NUMBER: <b>GD-C1540A-9</b>		DO NOT SCALE DRAWING
SHEET NAME: <b>C1540AP</b>	1 OF 1	CAD GENERATED DRAWING DO NOT MANUALLY UPDATE
DRAWING DESCRIPTION: GENERAL DIMENSION DRAWING C1540A-9 HOT LINE CLAMP ASSEMBLY		DESIGN DATE: <b>07-19-11</b>
DRAWN BY: PDR		ENGINEER: MRM
APPROVED: DAD		
DRAWING SCALE: 1:1		