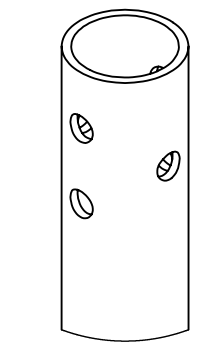


| | | | |
|------------|-------------|----------------|-------|
| PAPER SIZE | | DRAWING NUMBER | |
| B | | H55 | |
| REV | REVISED BY: | REVISION DATE | ECO # |
| X | XXX | XX/XX/XX | XXX |
| X | XXX | XX/XX/XX | XXX |

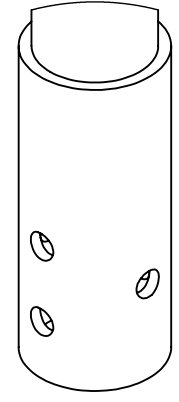

5.5" (0.361" wall) DISPLACEMENT PILE (torque rating 50,000 ft-lbs)

Notes:

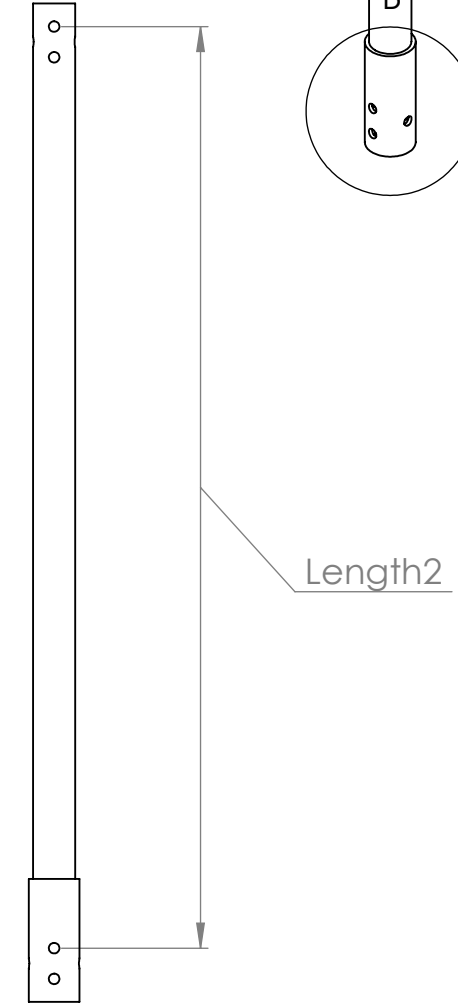
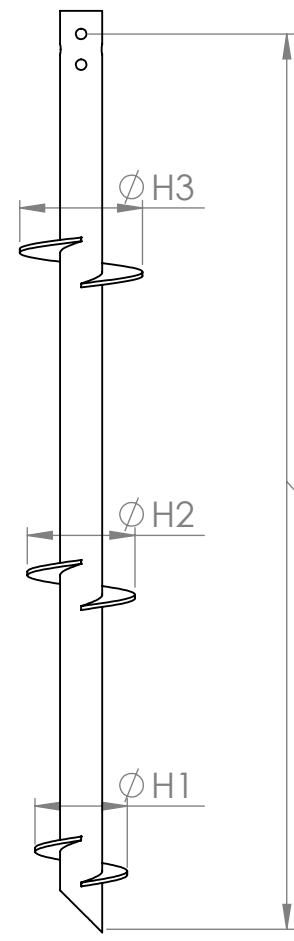
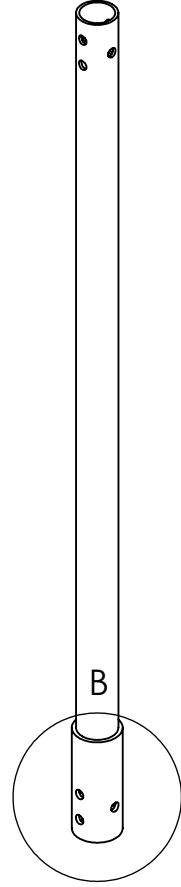
- Bolted sleeve couplers
- Shaft Material - OCTG pipe - 80 ksi min yield
- Driver Plate Material - Hot rolled low carbon steel per ASTM A572 Grade 50 minimum
- Connection Hardware - Bolts per ASTM A325. Jam nuts per A563. Hot dipped galvanized per ASTM A153
- All welds performed by welders certified by AWS code D1.1
- All driver plates formed with nominal 6" pitch.
- Nominal spacing between driver plates is 3 times the diameter of the lower plate
- Products Hot Dipped Galvanized per ASTM A123 following fabrication. Non-galvanized products are designated with a "U" catalog number suffix.
- Ultimate mechanical rating for axial (compression and tension) loading is 280 kips
- Recommended Kt factor of 5.5 ft-1
- Custom lead and extension lengths up to 40' and driver plate configurations available upon request



DETAIL A
SCALE 3 : 25



DETAIL B
SCALE 3 : 25



| Catalog Number | H1, H2, H3 (in) | Length1 (ft) |
|----------------|-----------------|--------------|
| H55L10T141416 | 14, 14, 16 | 15 |
| H55L15T121416 | 12, 14, 16 | 15 |
| H55L15T101214 | 10, 12, 14 | 15 |

| Catalog Number | Length2 |
|----------------|---------|
| H55E20 | 20 |
| H55E15 | 15 |
| H55E10 | 10 |

USE OR REPRODUCTION OF THIS DRAWING FOR THE PURPOSE OF MANUFACTURING THIS ARTICLE OR ARTICLES SHOWN OR ANY OTHER PURPOSE IS STRICTLY PROHIBITED EXCEPT ON WRITTEN PERMISSION **MACLEAN POWER SYSTEMS**

**MACLEAN
POWER
SYSTEMS**
TRENTON CAMPUS
1465 INDUSTRIAL PARK DRIVE
TRENTON, TN 38382
TEL. (731) 470-3400 FAX: (731) 470-3402

| | | | |
|---|-----|------------------------------|----|
| DRAWING NUMBER: H55 | | DO NOT SCALE DRAWING | |
| SHEET NAME: Sheet1 | | 1 OF 1 | |
| DRAWING DESCRIPTION: 5.5" bolted coupler piles | | DESIGN DATE: 12/16/21 | |
| DRAWN BY: | DR | ENGINEER: | DR |
| APPROVED: | XXX | REF DWG: | X |
| DRAWING SCALE: 1:25 | | | |